

Getting started

Every component in the Palodent®V3 Sectional Matrix System is optimized to make every step easier. Request a demo to see first hand how the Palodent®V3 components stack up against your current system.



659700
Introductory Kit

100 Matrices - 25 each size: 3.5 mm, 4.5 mm, 5.5 mm, 6.5 mm
75 Wedges - 25 each size: Small, Medium, Large
30 WedgeGuards - 10 each size: Small, Medium, Large
1 Universal Ring; 1 Narrow Ring; 1 Forceps; 1 Pin Tweezers



Universal Ring (light blue)

- Nickel-titanium for strength and memory
- Stackable for multiple restorations
- V-shaped, glass-fiber reinforced plastic tines



Narrow Ring (dark blue)

- Tines set closer together for optimal separation on smaller teeth
- Up to 4kgs of separating force even on premolars

EZ-Coat Matrices (5 sizes)

- Ultra-thin, non-stick coating makes matrix removal easier and reduces light reflection, improving depth of field for better visibility
- Greater curvature for anatomical precision and less interference with ring placement
- Sizes color-coded for easy identification



Matrices (5 sizes)

- Pronounced marginal ridge for accurate anatomy
- Gingival apron is optimally shaped to prevent gaps in gingival-axial corner



Wedges (3 sizes)

- Compresses on entry and flares upon exit for easy placement and seal
- Hollow underside allows placement of second wedge from opposite side and protection of the papilla



Wedgeguards (3 sizes)

- Guard detaches after prep, leaving the wedge in place
- Facilitates faster and easier cutting of cavity and lowers risk of interproximal damage to adjacent tooth



Pin Tweezers

- Pin-in tip positively grips hole in matrix and wedge for control
- Naturally closed position minimizes risk of dropping matrix band or wedge
- Built-in ball burnisher tip

REORDER INFORMATION

Ring Refills

659900v Universal (1)
659760v Universal (2)
659770v Narrow (2)

Matrix Refills EZ Coat

659610v Size 3.5 mm (50)
659620v Size 4.5 mm (50)
659630v Size 5.5 mm (50)
659640v Size 5.5 mm (90)
659650v Size 6.5 mm (50)
659660v Size 7.5 mm (50)

Matrix Refills

659710v Size 3.5 mm (50)
659720v Size 4.5 mm (50)
659730v Size 5.5 mm (50)
659740v Size 5.5 mm (100)
659750v Size 6.5 mm (50)
659860v Size 7.5 mm (50)

Wedge Refills

659780v Small (100)
659790v Medium (100)
659800v Large (100)

WedgeGuard Refills

659830v Small (50)
659840v Medium (50)
659850v Large (50)

Instrument Refills

659810v Forceps Refill (1)
659820v Pin Tweezers Refill (1)



Better outcomes start here

Palodent®V3
Sectional Matrix System

THE DENTAL SOLUTIONS COMPANY™



THE DENTAL SOLUTIONS COMPANY™



See over page for 4 Steps to Better Class II's

Palodent®V3

“70% of clinicians find contact creation to be the most challenging part of a Class II restoration.”¹

¹ DentalTown (2012), Restorative Dentistry. Monthly Poll: What is the most challenging part of Class II Restoration?



Producing high quality Class II Restorations

The Palodent®V3 system is an innovative sectional matrix system with Nickel-Titanium rings, anatomically shaped matrix bands and adaptive self-guiding wedges that provides predictable, tight contacts and restorations that accurately replicate the natural tooth anatomy.

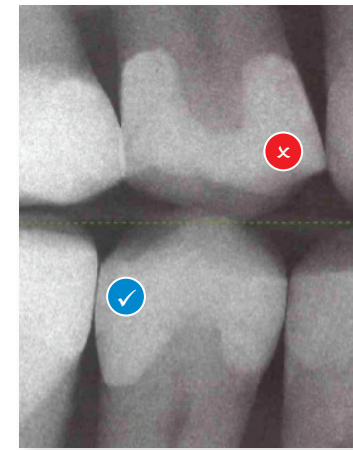
The Palodent®V3 matrix system delivers improved outcomes, even when faced with wide cavities and missing cusps. The contoured design of the matrices and wedges ensure there is minimal finishing of the restoration. Used by tens of thousands of clinicians in dental offices and schools globally, better dentistry starts with Palodent®V3

“Love it, love it. I can't believe I practiced for the last 13 years without it. I am embarrassed that my Class II fillings would look like straight walls without the contours!”

M. Rodrigue, DDS



Better outcomes with a Sectional Matrix System

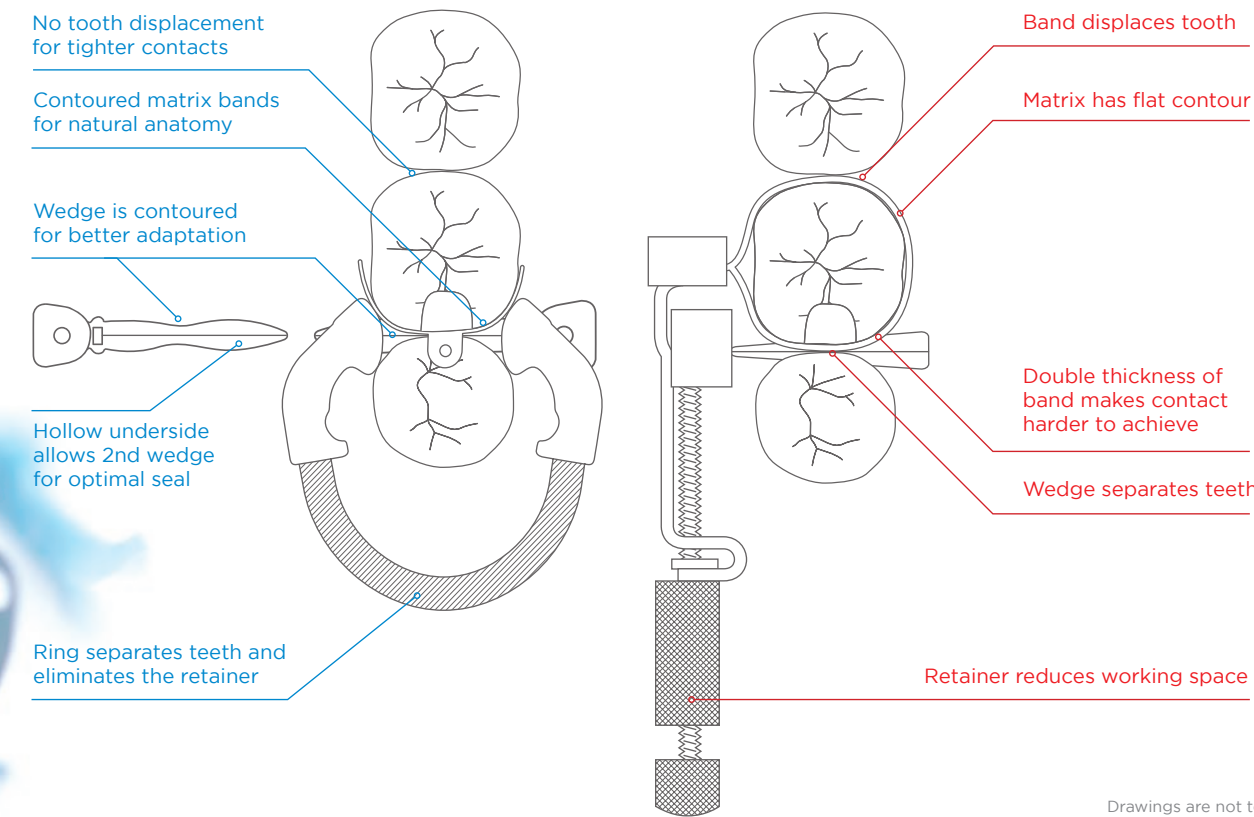


Circumferential Band (Tofflemire)	Sectional Matrix System Restoration
✗ Fails to restore proximal anatomy	✓ Easy to use system
✗ Thin contact at the marginal ridge	✓ Natural contours
✗ Increased likelihood of fracture, occlusal interference, recurrent caries and periodontal disease	✓ Tight, anatomically correct contact point
✗ Large food trap below	✓ Minimal interproximal finishing
✗ Increased chance of light or open contact	
✗ Extensive finishing may be required	

Sectional System vs Circumferential


The Tofflemire circumferential matrix band was developed in the 1940s to aid placement of dental amalgam. It was not designed with today's modern restorative materials in mind, which can result in less than optimal outcomes when placing composites.

In contrast, sectional matrix systems were developed specifically for placing composite materials.



Take the stress out of Class II restorations

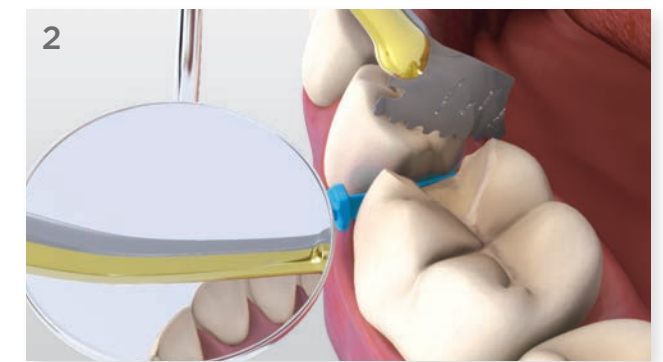
- 1 Strong Ni-Ti Rings for outstanding spring strength and memory
- 2 Glass-fiber reinforced plastic tines are V-shaped to accommodate the wedge
- 3 Pin tweezer hole for easy placement & removal of wedge
- 4 Top tab for easy insertion and side tab for removal of matrix
- 5 Gingival apron to prevent gaps in gingival-axial corner
- 6 Greater curvature: matrix wraps around tooth
- 7 Pronounced marginal ridge for natural-looking anatomy



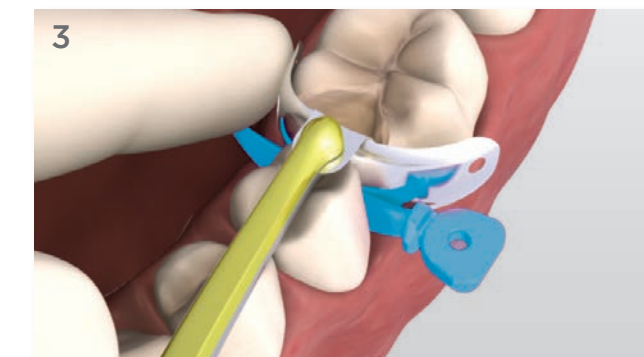
4 steps to better Class



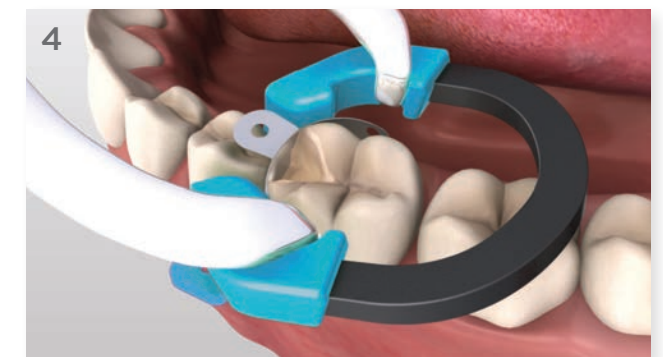
Using the Pin-Tweezers, place a Palodent®V3 Wedge or WedgeGuard firmly from the lingual or buccal side and proceed with prep.



After prep, if using Palodent®WedgeGuard, support Wedge with mirror or dental instrument while using Pin Tweezers to detach the shield.



Place Palodent®V3 Matrix with Pin Tweezers.



Place the Palodent®V3 Ring on top of the wedge to provide separation.

*Refer to the Directions for Use for full instructions and reprocessing information.